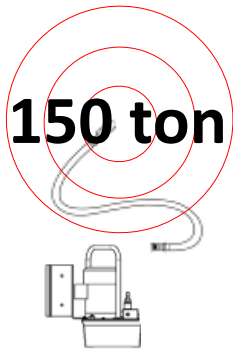


MOVABLE HYDRAULIC PULLER – Capacity 150 tons Model MHP15065



FEATURES:

Jaws:

- ✓ The easy jaw operating system prevent puller jaws from sliding and/or springing off the work object always.
- ✓ Self-centering design keeps the arms slide inwards or outwards simultaneously.
- ✓ The 150 ton puller is a fixed 3 jaws Puller.
- ✓ Adjustable jaw tips for the best grip position.

Cylinders:

- ✓ Double acting cylinder for holding, opening and closing the jaws for safe, handless and secure grip on job.
- ✓ 150 ton main cylinder is single-acting, spring return type with a maximum working pressure of 10,000 psi.
- ✓ The height is adjusted by a single-acting hydraulic cylinder and driven by Electric pump.
- ✓ Seven extension bars with total length of 1125 mm are included when the extracting part is on the shaft head.

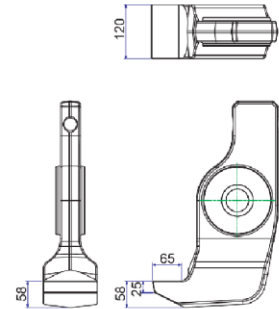
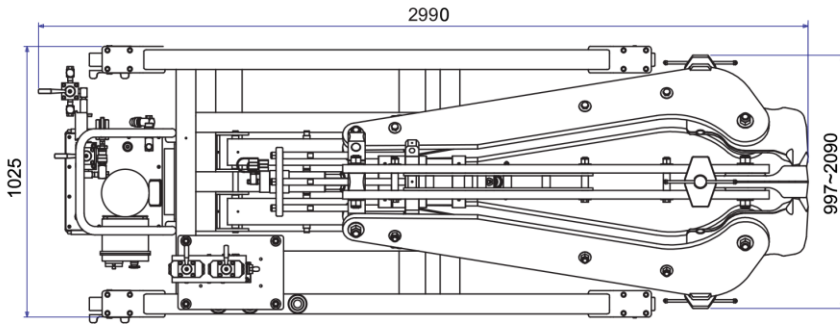
Hydraulic Pump:

- ✓ Electric hydraulic pump model EP18000HD advances and retracts all the main cylinder, height cylinder and jaw cylinder.
- ✓ Electric hydraulic pump is a 3 phase, two stage with oil delivery of 9.5 lit/min at 100psi which is operated by remote hand switch.
- ✓ Manual valve block, Hose, Gauge and accessories assembled.

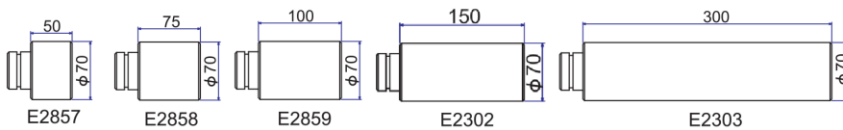
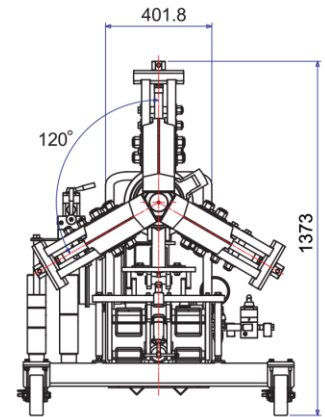
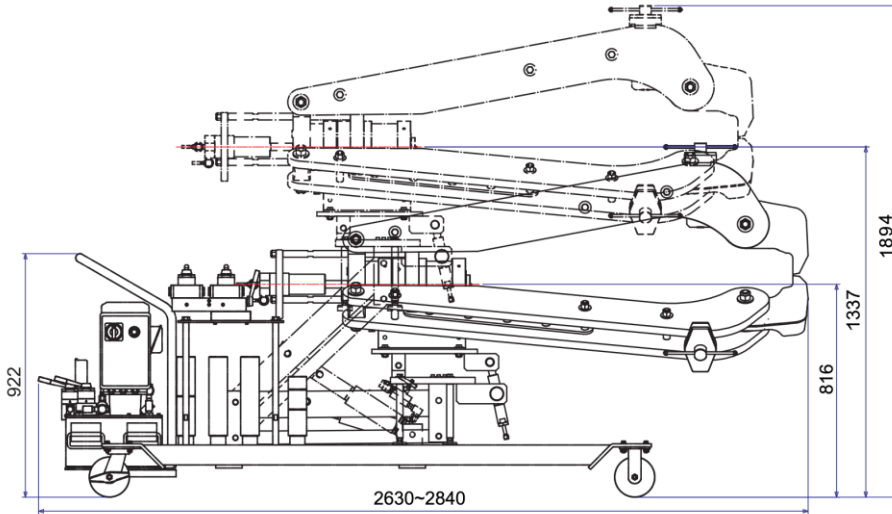
Trolley:

- ✓ Puller can be adjusted 5 degree vertically by the adjustment screw.
- ✓ The cart has two swivel castors which can provide the movement of cart easily.
- ✓ Stable, Light, easy movement with a handle and self-locking wheels.

Model MHP15065



Jaw tip



Technical Specifications:

Model	Capacity ton	Max. Reach mm	Spread mm		Stroke mm	Height from center line(mm)		Hydraulic Pump			Weight kg
			Min	Max		Min.	Max.	Model	Type	Power	
MHP15065E	150	970-1175	300	1650	330	816	1337	EP18000HD	Electric	*380V,50HZ	1200

MHP=Movable Hydraulic Puller, Three First Figures 150 stands for the Pulling Capacity (ton), Two Last Figures Stands for the Max Spread(in), E=Electric Pump
*Also 220V/60Hz.

JAW TIP(MM)			EXTENSION BARS				OVERALL DIMENSION	
WIDTH	Depth	Clearance	E2303	E2302	E2859	E2858	E2857	mm
120	65	25-58	2 pcs	2 pcs	1 pc	1 pc	1pc	2990×1030×1390

Pumps specifications:

Model	Type	Pressure(Bar)	Oil Cap.(cc)	Oil Delivery	Valve type	Power
EP18000HD	Electric	700	18000	9.5 lit/min at 7 bar	Manual	220V/60Hz 380V/50HZ

EP=Electric Pump, 18000=Usable Oil Capacity (cc), H= High Flow Pump, D=Double Acting pump